

The Power of Plastics along the Value Chain – Together for Change

07. October 2025

The German plastics industry 2024

contributed 5% to the total sales of the manufacturing industry. In addition, 7% of employees in the manufacturing industry in Germany work in our sector.

Employees

c. **398,000**

Companies

with more than 20 employees

c. **3,400**

Sales

influenced by strong inflation rates

104.4 bn. Euro

...thereof
foreign sales

63 %

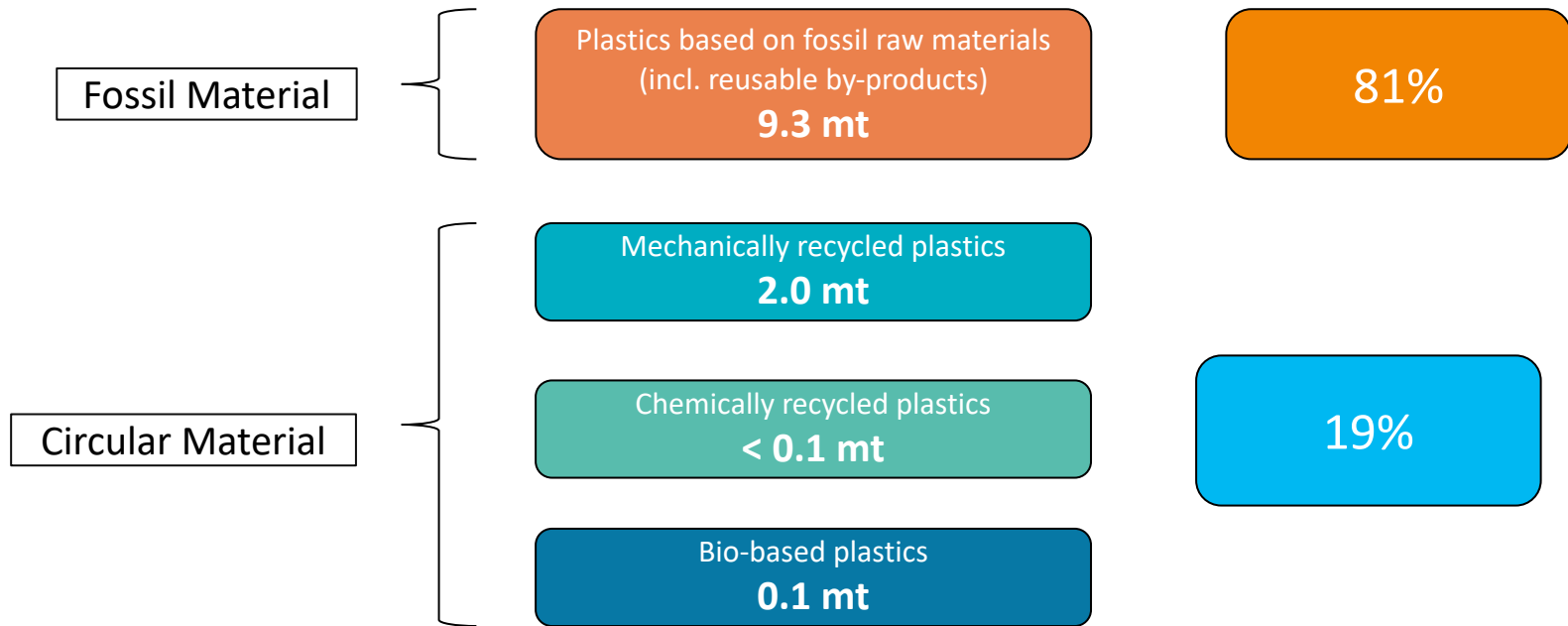
In Germany, the largest amount of post-consumer recycles is produced within Europe.

~1,700 kt

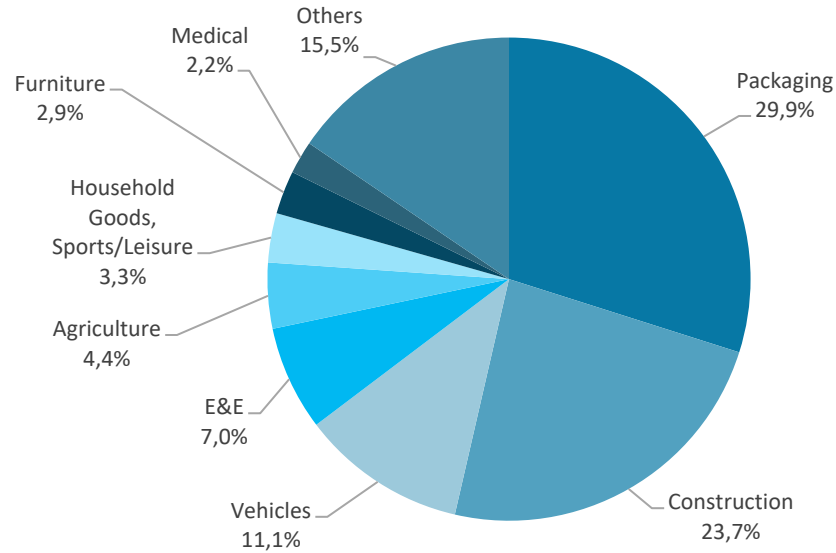
Recyclate usage rate

12 %

Plastics Production in Germany (2023)



Plastics Processing Industry in Germany (2023)



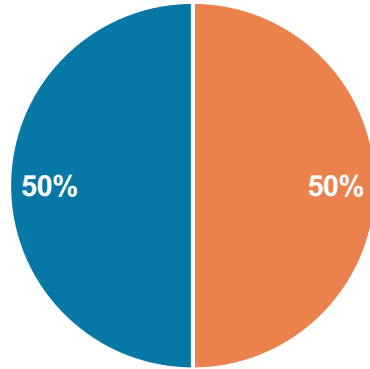
Source: Stoffstrombild Kunststoffe in Deutschland 2023

Plastics & Rubber Machinery Industry

European Perspective

European Production

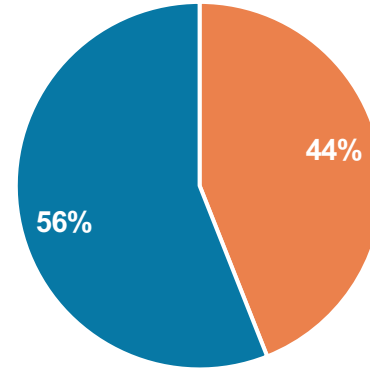
17,683
million €



■ Germany ■ Others

European Export

13,269
million €



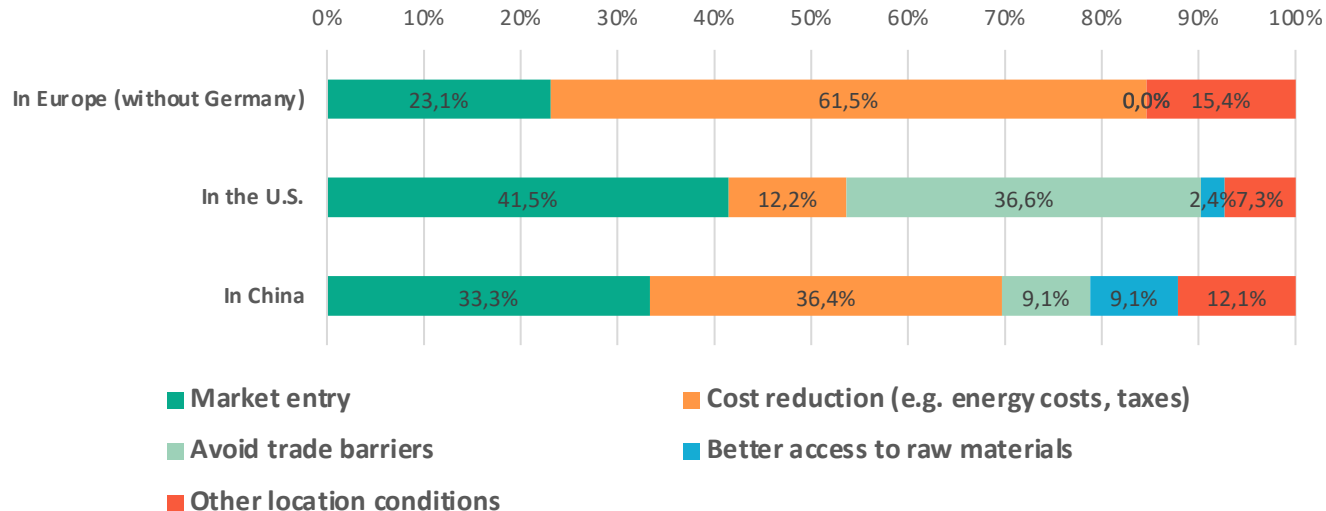
■ Germany ■ Others

Market opportunities and development areas in the German market

Top location conditions in Germany	Improvement areas in Germany
Proximity to customers	Bureaucracy & regulatory burden
Proximity to suppliers	Energy costs
Industry network	Regulations on plastic products/sustainability
Overall education level	Approval processes

Different factors drive investments of German plastics companies in other regions

Which **motive** is decisive for your company when investing in foreign locations?



Political incentives for transformation

1. EU-wide design for recycling
2. Strengthen separate collection and sorting of plastics waste
3. Develop the European single market for plastics recycling
4. End landfilling of plastics waste
5. Use all recycling technologies
6. Increase the use of plastic recyclates
7. Ensure openness to technology and innovation